



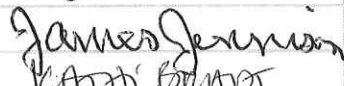


Acworth Summary Inventory of Valuation

Reports Required: RSA 21-J:34 as amended, provides for certification of valuations, appropriations, estimated revenues and such other information as the Department of Revenue Administration may require upon reports prescribed for that purpose.

Note: The values and figures provided represent the detailed values that are used in the city/towns tax assessments and sworn to uphold under Oath per RSA 75:7.

For assistance please contact:
NH DRA Municipal and Property Division
(603) 230-5090
<http://www.revenue.nh.gov/mun-prop/>

Assessor
Paul McKenney (MRI)

Municipal Officials		
Name	Position	Signature
James Jennison	Selectman, Chair	
Kathi Bradt	Selectman	
Ryane Schoonover	Selectman	

Preparer		
Name	Phone	Email
Charlotte Comeau 	603-835-6879	townoff@sover.net

Preparer's Signature



Land Value Only		Acres	Valuation	
1A	Current Use RSA 79-A	19,970.16	\$1,459,310	
1B	Conservation Restriction Assessment RSA 79-B	0.00	\$0	
1C	Discretionary Easements RSA 79-C	0.00	\$0	
1D	Discretionary Preservation Easements RSA 79-D	0.00	\$0	
1E	Taxation of Land Under Farm Structures RSA 79-F	0.00	\$0	
1F	Residential Land	3,136.19	\$36,780,100	
1G	Commercial/Industrial Land	113.15	\$757,600	
1H	Total of Taxable Land	23,219.50	\$38,997,010	
1I	Tax Exempt and Non-Taxable Land	881.16	\$2,210,900	
Buildings Value Only		Structures	Valuation	
2A	Residential	0	\$77,347,200	
2B	Manufactured Housing RSA 674:31	0	\$1,504,600	
2C	Commercial/Industrial	0	\$3,171,500	
2D	Discretionary Preservation Easements RSA 79-D	0	\$0	
2E	Taxation of Farm Structures RSA 79-F	0	\$0	
2F	Total of Taxable Buildings	0	\$82,023,300	
2G	Tax Exempt and Non-Taxable Buildings	0	\$1,565,100	
Utilities & Timber			Valuation	
3A	Utilities		\$3,793,700	
3B	Other Utilities		\$0	
4	Mature Wood and Timber RSA 79:5		\$0	
5	Valuation before Exemption		\$124,814,010	
Exemptions		Total Granted	Valuation	
6	Certain Disabled Veterans RSA 72:36-a	0	\$0	
7	Improvements to Assist the Deaf RSA 72:38-b V	0	\$0	
8	Improvements to Assist Persons with Disabilities RSA 72:37-a	0	\$0	
9	School Dining/Dormitory/Kitchen Exemption RSA 72:23-IV	0	\$0	
10A	Non-Utility Water & Air Pollution Control Exemption RSA 72:12	0	\$0	
10B	Utility Water & Air Pollution Control Exemption RSA 72:12-a	0	\$0	
11	Modified Assessed Value of All Properties		\$124,814,010	
Optional Exemptions		Amount Per	Total	Valuation
12	Blind Exemption RSA 72:37	\$0	0	\$0
13	Elderly Exemption RSA 72:39-a,b	\$0	6	\$240,000
14	Deaf Exemption RSA 72:38-b	\$0	0	\$0
15	Disabled Exemption RSA 72:37-b	\$0	0	\$0
16	Wood Heating Energy Systems Exemption RSA 72:70	\$0	0	\$0
17	Solar Energy Systems Exemption RSA 72:62	\$0	0	\$0
18	Wind Powered Energy Systems Exemption RSA 72:66	\$0	0	\$0
19	Additional School Dining/Dorm/Kitchen Exemptions RSA 72:23	\$0	0	\$0
19A	Electric Energy Storage Systems RSA 72:85	\$0	0	\$0
19B	Renewable Generation Facilities & Electric Energy Systems	\$0	0	\$0
20	Total Dollar Amount of Exemptions			\$240,000
21A	Net Valuation			\$124,574,010
21B	Less TIF Retained Value			\$0
21C	Net Valuation Adjusted to Remove TIF Retained Value			\$124,574,010
21D	Less Commercial/Industrial Construction Exemption			\$0
21E	Net Valuation Adjusted to Remove TIF Retained Value and Comm/Ind Construction			\$124,574,010
22	Less Utilities			\$3,793,700
23A	Net Valuation without Utilities			\$120,780,310
23B	Net Valuation without Utilities, Adjusted to Remove TIF Retained Value			\$120,780,310



Utility Value Appraiser

MRI

The municipality **DOES NOT** use DRA utility values. The municipality **IS NOT** equalized by the ratio.

Electric Company Name	Distr.	Distr. (Other)	Gen.	Trans.	Valuation
LIBERTY UTILITIES (GRANITE STATE ELECTRIC) CORP					\$986,300
NEW HAMPSHIRE ELECTRIC COOP					\$2,807,400
					\$3,793,700



Veteran's Tax Credits	Limits	Number	Est. Tax Credits
Veterans' Tax Credit RSA 72:28	\$300	33	\$9,900
Surviving Spouse RSA 72:29-a			
Tax Credit for Service-Connected Total Disability RSA 72:35	\$1,400	4	\$5,600
All Veterans Tax Credit RSA 72:28-b			
Combat Service Tax Credit RSA 72:28-c			
		37	\$15,500

Deaf & Disabled Exemption Report

<table border="1" style="width: 100%; border-collapse: collapse;"> <thead> <tr><th colspan="2">Deaf Income Limits</th></tr> </thead> <tbody> <tr><td>Single</td><td></td></tr> <tr><td>Married</td><td></td></tr> </tbody> </table>	Deaf Income Limits		Single		Married		<table border="1" style="width: 100%; border-collapse: collapse;"> <thead> <tr><th colspan="2">Deaf Asset Limits</th></tr> </thead> <tbody> <tr><td>Single</td><td></td></tr> <tr><td>Married</td><td></td></tr> </tbody> </table>	Deaf Asset Limits		Single		Married	
Deaf Income Limits													
Single													
Married													
Deaf Asset Limits													
Single													
Married													
<table border="1" style="width: 100%; border-collapse: collapse;"> <thead> <tr><th colspan="2">Disabled Income Limits</th></tr> </thead> <tbody> <tr><td>Single</td><td></td></tr> <tr><td>Married</td><td></td></tr> </tbody> </table>	Disabled Income Limits		Single		Married		<table border="1" style="width: 100%; border-collapse: collapse;"> <thead> <tr><th colspan="2">Disabled Asset Limits</th></tr> </thead> <tbody> <tr><td>Single</td><td></td></tr> <tr><td>Married</td><td></td></tr> </tbody> </table>	Disabled Asset Limits		Single		Married	
Disabled Income Limits													
Single													
Married													
Disabled Asset Limits													
Single													
Married													

Elderly Exemption Report

<table border="1" style="width: 100%; border-collapse: collapse;"> <thead> <tr><th colspan="2">First-time Filers Granted Elderly Exemption for the Current Tax Year</th></tr> <tr><th>Age</th><th>Number</th></tr> </thead> <tbody> <tr><td>65-74</td><td></td></tr> <tr><td>75-79</td><td></td></tr> <tr><td>80+</td><td style="text-align: center;">1</td></tr> </tbody> </table>	First-time Filers Granted Elderly Exemption for the Current Tax Year		Age	Number	65-74		75-79		80+	1	<table border="1" style="width: 100%; border-collapse: collapse;"> <thead> <tr><th colspan="5">Total Number of Individuals Granted Elderly Exemptions for the Current Tax Year and Total Number of Exemptions Granted</th></tr> <tr><th>Age</th><th>Number</th><th>Amount</th><th>Maximum</th><th>Total</th></tr> </thead> <tbody> <tr><td>65-74</td><td style="text-align: center;">1</td><td style="text-align: right;">\$20,000</td><td style="text-align: right;">\$20,000</td><td style="text-align: right;">\$20,000</td></tr> <tr><td>75-79</td><td style="text-align: center;">3</td><td style="text-align: right;">\$40,000</td><td style="text-align: right;">\$120,000</td><td style="text-align: right;">\$120,000</td></tr> <tr><td>80+</td><td style="text-align: center;">2</td><td style="text-align: right;">\$50,000</td><td style="text-align: right;">\$100,000</td><td style="text-align: right;">\$100,000</td></tr> <tr><td></td><td style="text-align: center;">6</td><td></td><td style="text-align: right;">\$240,000</td><td style="text-align: right;">\$240,000</td></tr> </tbody> </table>	Total Number of Individuals Granted Elderly Exemptions for the Current Tax Year and Total Number of Exemptions Granted					Age	Number	Amount	Maximum	Total	65-74	1	\$20,000	\$20,000	\$20,000	75-79	3	\$40,000	\$120,000	\$120,000	80+	2	\$50,000	\$100,000	\$100,000		6		\$240,000	\$240,000
First-time Filers Granted Elderly Exemption for the Current Tax Year																																									
Age	Number																																								
65-74																																									
75-79																																									
80+	1																																								
Total Number of Individuals Granted Elderly Exemptions for the Current Tax Year and Total Number of Exemptions Granted																																									
Age	Number	Amount	Maximum	Total																																					
65-74	1	\$20,000	\$20,000	\$20,000																																					
75-79	3	\$40,000	\$120,000	\$120,000																																					
80+	2	\$50,000	\$100,000	\$100,000																																					
	6		\$240,000	\$240,000																																					
<table border="1" style="width: 100%; border-collapse: collapse;"> <thead> <tr><th colspan="2">Income Limits</th></tr> </thead> <tbody> <tr><td>Single</td><td style="text-align: right;">\$25,000</td></tr> <tr><td>Married</td><td style="text-align: right;">\$32,000</td></tr> </tbody> </table>	Income Limits		Single	\$25,000	Married	\$32,000	<table border="1" style="width: 100%; border-collapse: collapse;"> <thead> <tr><th colspan="2">Asset Limits</th></tr> </thead> <tbody> <tr><td>Single</td><td style="text-align: right;">\$48,000</td></tr> <tr><td>Married</td><td style="text-align: right;">\$48,000</td></tr> </tbody> </table>	Asset Limits		Single	\$48,000	Married	\$48,000																												
Income Limits																																									
Single	\$25,000																																								
Married	\$32,000																																								
Asset Limits																																									
Single	\$48,000																																								
Married	\$48,000																																								

- Has the municipality adopted an exemption for Electric Energy Systems? (RSA 72:85)**
 Granted/Adopted? No Properties:
- Has the municipality adopted an exemption for Renewable Gen. Facility & Electric Energy Storage? (RSA 72:87)**
 Granted/Adopted? No Properties:
- Has the municipality adopted Community Tax Relief Incentive? (RSA 79-E)**
 Granted/Adopted? No Structures:
- Has the municipality adopted Taxation of Certain Chartered Public School Facilities? (RSA 79-H)**
 Granted/Adopted? No Properties:
- Has the municipality adopted Taxation of Qualifying Historic Buildings? (RSA 79-G)**
 Granted/Adopted? No Properties:
- Has the municipality adopted the optional commercial and industrial construction exemption? (RSA 72:76-78 or RSA 72:80-83)**
 Granted/Adopted? No Properties:
 Percent of assessed value attributable to new construction to be exempted:
 Total Exemption Granted:
- Has the municipality granted any credits under the low-income housing tax credit tax program? (RSA 75:1-a)**
 Granted/Adopted? No Properties:
 Assessed value prior to effective date of RSA 75:1-a:
 Current Assessed Value:



Current Use RSA 79-A	Total Acres	Valuation
Farm Land	1,879.82	\$484,620
Forest Land	17,694.01	\$964,850
Forest Land with Documented Stewardship		
Unproductive Land	145.17	\$3,120
Wet Land	251.16	\$6,720
	19,970.16	\$1,459,310

Other Current Use Statistics

Total Number of Acres Receiving 20% Rec. Adjustment	Acres:	10,594.66
Total Number of Acres Removed from Current Use During Current Tax Year	Acres:	7.12
Total Number of Owners in Current Use	Owners:	266
Total Number of Parcels in Current Use	Parcels:	472

Land Use Change Tax

Gross Monies Received for Calendar Year		\$15,300
Conservation Allocation	Percentage: 50.00%	Dollar Amount:
Monies to Conservation Fund		\$7,650
Monies to General Fund		\$7,650

Conservation Restriction Assessment Report RSA 79-B	Acres	Valuation
Farm Land		
Forest Land		
Forest Land with Documented Stewardship		
Unproductive Land		
Wet Land		

Other Conservation Restriction Assessment Statistics

Total Number of Acres Receiving 20% Rec. Adjustment	Acres:	
Total Number of Acres Removed from Conservation Restriction During Current Tax Year	Acres:	
Owners in Conservation Restriction	Owners:	
Parcels in Conservation Restriction	Parcels:	



Discretionary Easements RSA 79-C	Acres	Owners	Assessed Valuation
---	--------------	---------------	---------------------------

Taxation of Farm Structures and Land Under Farm Structures RSA 79-F				
Number Granted	Structures	Acres	Land Valuation	Structure Valuation

Discretionary Preservation Easements RSA 79-D				
Owners	Structures	Acres	Land Valuation	Structure Valuation

Map	Lot	Block	%	Description
<i>This municipality has no Discretionary Preservation Easements.</i>				

Tax Increment Financing District	Date	Original	Unretained	Retained	Current
<i>This municipality has no TIF districts.</i>					

Revenues Received from Payments in Lieu of Tax		Revenue	Acres
State and Federal Forest Land, Recreational and/or land from MS-434, account 3356 and 3357		\$116.00	201.50
White Mountain National Forest only, account 3186			

Payments in Lieu of Tax from Renewable Generation Facilities (RSA 72:74)	Amount
<i>This municipality has not adopted RSA 72:74 or has no applicable PILT sources.</i>	

Other Sources of Payments in Lieu of Taxes (MS-434 Account 3186)	Amount
<i>This municipality has no additional sources of PILTs.</i>	

Notes